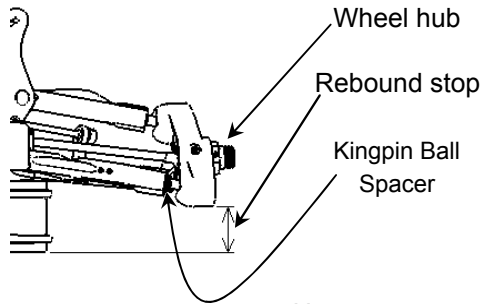


Name: _____
Date: _____
Track: _____

Track Conditions

Size:	<input type="checkbox"/> Open	<input type="checkbox"/> Med.	<input type="checkbox"/> Tight
Traction:	<input type="checkbox"/> High	<input type="checkbox"/> Med.	<input type="checkbox"/> Low
Surface:	<input type="checkbox"/> Smooth	<input type="checkbox"/> Med.	<input type="checkbox"/> Bumpy

Front Suspension



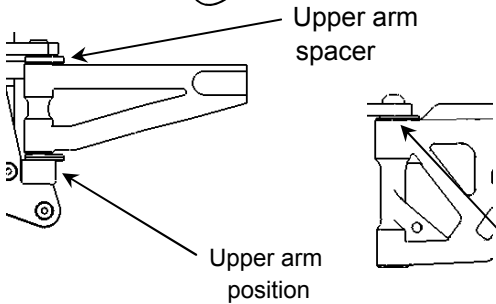
Kingpin ball spacer	_____	1 mm
Camber angle	_____	-2 °
Upper arm spacer	_____	2 mm
Toe angle	_____	out 1 °
Rebound stop	_____	18 mm
Anti-roll bar	φ _____	2.3 mm
Wheel Hub	_____	0 mm
Lower arm mount (Kick up)	<input type="checkbox"/> 0	<input type="checkbox"/> 1



Lower arm plate (E0154A)	<input type="checkbox"/>	<input type="checkbox"/>
--------------------------	--------------------------	--------------------------

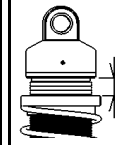
Upper arm position (E0148B, E0148C)	<input type="checkbox"/>	<input type="checkbox"/>	<input type="checkbox"/>
-------------------------------------	--------------------------	--------------------------	--------------------------

Lower arm spacer	_____	0 mm
------------------	-------	------

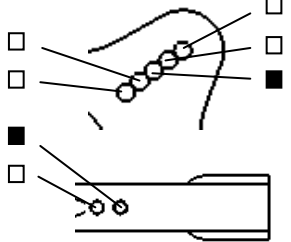


Front Shocks

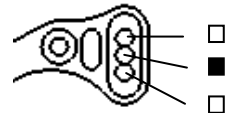
Piston	_____	Stock
Oil	# _____	450
Spring	_____	L75-10
Spring adjustmer	_____	8 mm



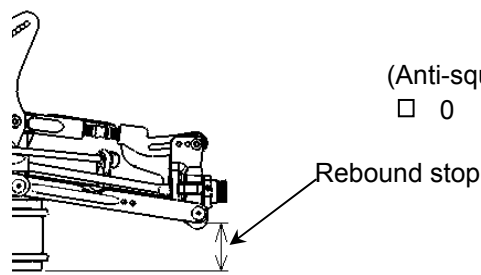
Shock position



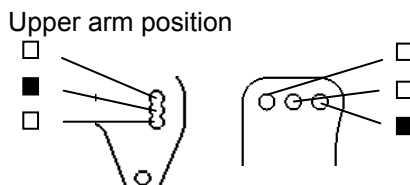
Steering Ackerman



Rear Suspension

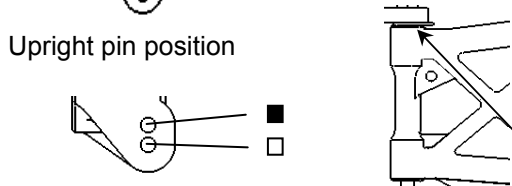


Camber angle	_____	-2.5 °
Lower arm mount	_____	(Toe angle) 3 °
(Anti-squat)	<input type="checkbox"/> 0 <input type="checkbox"/> 1	
Rebound stop	_____	17 mm
Anti-roll bar	φ _____	2.8 mm
Anti-squat (E0111C, E0111D)	<input type="checkbox"/>	<input type="checkbox"/>



Upright	<input type="checkbox"/> E0152	<input type="checkbox"/> E0173 (Aluminium)
---------	--------------------------------	--------------------------------------------

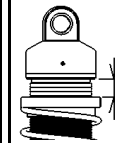
Wheelbase adjustment



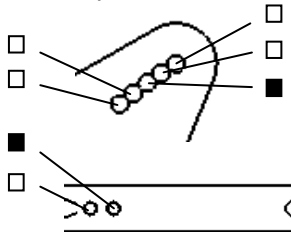
_____	2.5 mm	← Front
Lower arm spacer	_____	0 mm

Rear Shocks

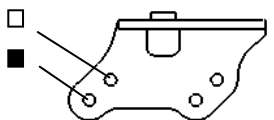
Piston	_____	Stock
Oil	# _____	400
Spring	_____	L86-11
Spring adjustmer	_____	12 mm



Shock position



Wing Position



Engine Type	_____
Gasket	_____ mm
Plug	_____
Muffler	_____
Reducer	φ _____
Fuel	_____

Diff. Oil					
Front	# _____	5000	O-Ring	_____ pcs.	<input type="checkbox"/> Other _____
Center	# _____	7000		_____ pcs.	<input type="checkbox"/> Other _____
Rear	# _____	3000		_____ pcs.	<input type="checkbox"/> Other _____

Tire			
Front		Rear	
Type	_____	Type	_____
Foam	_____	Foam	_____

Clutch	Clutch shoes	<input type="checkbox"/> Aluminium _____	Stock
		<input type="checkbox"/> Other _____	
	Spur	_____ 1.0 _____ mm	
	Clutch bell / Spur gear	_____	13T / 46T

Result
 Race time / Lap _____
 Best lap (1Lap) _____

Comments:

