

DATE	9/10/2017
DRIVER	Atsushi Hara
TRACK	SRT

CARPET  ASPHALT

TRACTION		
LOW	MEDIUM <input checked="" type="checkbox"/>	HIGH <input type="checkbox"/>

LAYOUT		
SLOW	MIXED <input type="checkbox"/>	FAST <input checked="" type="checkbox"/>

ELECTRIC'S

STEERING SERVO	TYPE <b>Futaba BLS571</b>	SETTINGS <b>SR Mode No.3</b>
----------------	------------------------------	---------------------------------

ESC	TYPE <b>Yokomo BL-PRO4</b>	SETTINGS
-----	-------------------------------	----------

ENGINE	TYPE <b>Yokomo M3</b>	SETTINGS <b>4.5T</b>
--------	--------------------------	-------------------------

TYRES/ADDITIVE	TYPE <b>Rush 40S</b>	TYPE <b>MTG V3 Yellow</b>
----------------	-------------------------	------------------------------

FRONT FULL	<input checked="" type="checkbox"/>	REAR FULL	<input checked="" type="checkbox"/>
MIN.	<b>5</b>	MIN.	

SHOCK ABSORBERS FRONT REAR

PISTON	<b>Kit</b>	PISTON	<b>Kit</b>
--------	------------	--------	------------

OIL	<b>#500</b>	OIL	<b>#500</b>
-----	-------------	-----	-------------

SPRING	<b>Xray 2.6</b>	SPRING	<b>Xray 2.6</b>
--------	-----------------	--------	-----------------

ANTI ROLL BAR FRONT

1,2  1,3  1,4  1,5

ANTI ROLL BAR REAR

1,1  1,2  1,3  1,4

SERVO SAVER POSITION

FORWARD	<input type="checkbox"/>	REARWARD	<input checked="" type="checkbox"/>
---------	--------------------------	----------	-------------------------------------

PINION **27T** SPUR **116T**

DIFF	HIGH <input type="checkbox"/>	LOW <input checked="" type="checkbox"/>
------	-------------------------------	---

DIFF OIL CST **#5,000**

SHOCK POSITION LOWER ARM

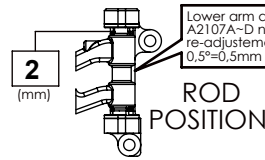
PART#	REAR Kit	PART#	FRONT Kit
-------	----------	-------	-----------

HOLE POSITION BALL LINK	INSIDE <input type="checkbox"/>	HOLE POSITION BALL LINK	INSIDE <input type="checkbox"/>
	OUTSIDE <input checked="" type="checkbox"/>		OUTSIDE <input checked="" type="checkbox"/>

FLEX

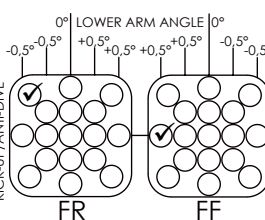
ULTRAFLEX	<input checked="" type="checkbox"/>
TOPDECK	<input checked="" type="checkbox"/>
SCREW'S ASSEMBLED	<input checked="" type="checkbox"/>

CASTER POSITION

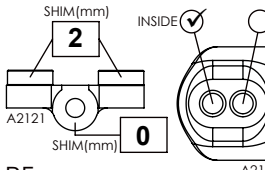


FF: A2105A/A2104  
1pc.  2pcs.

FR: A2105B/A2104  
1pc.  2pcs.

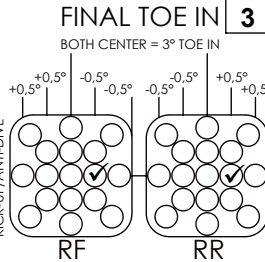


CAMBER LINK POSITION



RF: A2106B/A2104  
1pc.  2pcs.

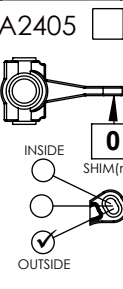
RR: A2106A/A2104  
1pc.  2pcs.



A2404

ASSEMBLED SCREW'S

A2405



TOE OUT° **1**

WHEELBASE WEIGHT g. **10 0**

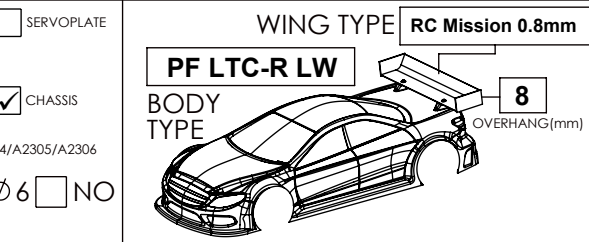
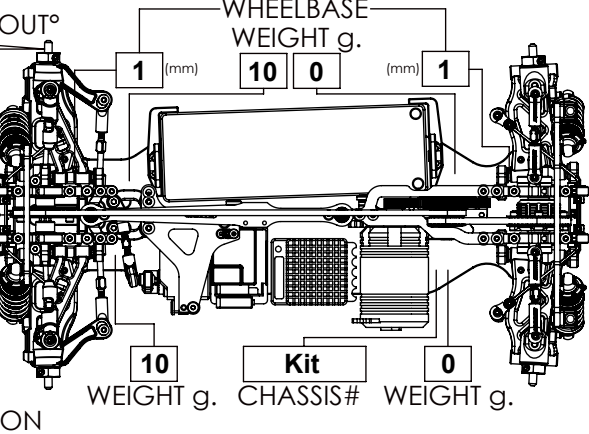
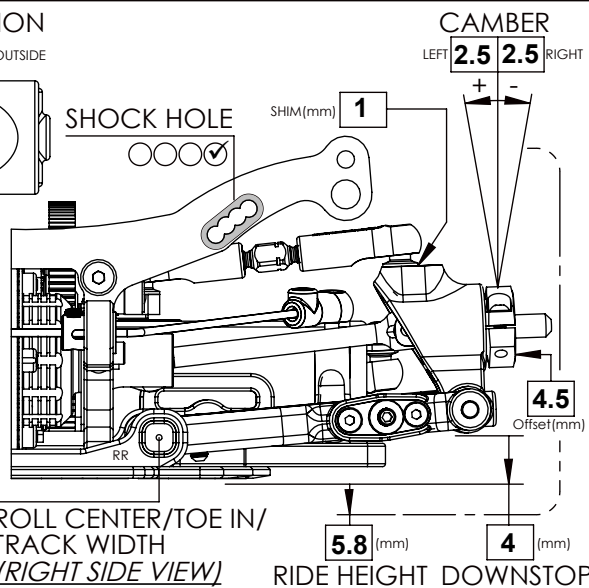
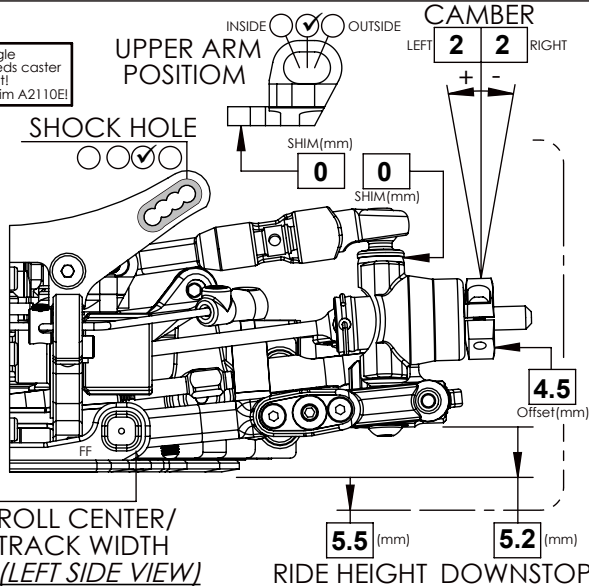
WEIGHT g. **10** Kit **0**

CHASSIS# **0**

STEERING SHAFT MOUNTED ON  SERVOPLATE  CHASSIS

STEERING STOPPER A2304/A2305/A2306      NO

NOTES:



WING TYPE **RC Mission 0.8mm**

BODY TYPE **PF LTC-R LW**

OVERHANG(mm) **8**